

VIOLIN

Tuning using Perfect Intervals

from open strings and other double stops

Listen for difference tones for 4ths and 5ths.
Repeat each section as you feel you need to.

1st position

Timing may be free.

Stephen Chin

0 0 0 3 3 3 4 0 4 0 4 0
1 1 1 0 0 0

3 2 1 0 4 0 1= 0 4 0 1=
0 3 2 1 1 1 1 1 1 1 1

0 1 2 2= 0 1 3 3 3 3 3 3
1 2 3 2= 1 2 0 4 0 4 0 4

2nd position

2 2 3 0 3 0 3 0
0 0 0

2 1 4 2 1 3 3 3 3
0 2 1 0 2 0 4 0 4

3rd position

1 1 2 2 2
0 0 0 0 0

1 4 1 4 2 2 4 4
0 1 0 1 0 3 0 3 0 1

4th position

1 3 3 3 4 4 4
0 0 0 0 0 0 0

4th position (cont.)

1 0 4 1 1 0 4 1 1 0 4 1 1 0 2 1 1 0 2 1

Musical notation for the 4th position (continued). The staff shows a sequence of chords: 1 0, 4 1, 1 0, 4 1, 1 0, 4 1, 1 0, 2 1, 1 0, 2 1. Each chord is represented by a vertical line with dots on the strings and a number above it. The notes are written as whole notes on a treble clef staff.

5th position

2 0 2 0 2 0 3 0 3 0 3 0

2 0 1 2 2 0 1 2 3 (on A) 0 2 3 3 (on D) 0 2 3 3 (on G) 0 2 3

Musical notation for the 5th position. The first staff shows chords: 2 0, 2 0, 2 0, 3 0, 3 0, 3 0. The second staff shows chords: 2 0, 1 2, 2 0, 1 2, 3 (on A) 0, 2 3, 3 (on D) 0, 2 3, 3 (on G) 0, 2 3. Notes are written as whole notes on a treble clef staff.

6th position

1 0 1 0 1 0 2 0 2 0 2 0

1 0 4 1 1 0 4 1 3 (on A) 0 2 3 3 (on D) 0 2 3 3 (on G) 0 2 3

Musical notation for the 6th position. The first staff shows chords: 1 0, 1 0, 1 0, 2 0, 2 0, 2 0. The second staff shows chords: 1 0, 4 1, 1 0, 4 1, 3 (on A) 0, 2 3, 3 (on D) 0, 2 3, 3 (on G) 0, 2 3. Notes are written as whole notes on a treble clef staff.

7th position

1 0 1 0 1 0 4 0 4 0 4 0 1 (on G) 0 4 1

1 (on D) 0 4 1 1 (on A) 0 4 1 2 (on A) 0 1 2 2 (on D) 0 1 2 2 (on G) 0 1 2

Musical notation for the 7th position. The first staff shows chords: 1 0, 1 0, 1 0, 4 0, 4 0, 4 0, 1 (on G) 0, 4 1. The second staff shows chords: 1 (on D) 0, 4 1, 1 (on A) 0, 4 1, 2 (on A) 0, 1 2, 2 (on D) 0, 1 2, 2 (on G) 0, 1 2. Notes are written as whole notes on a treble clef staff.

8th position

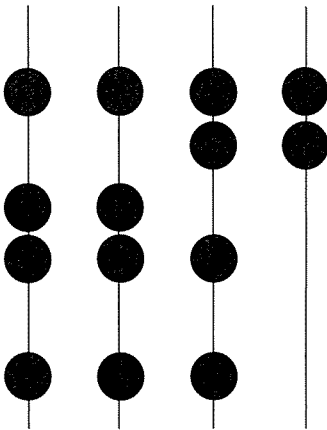
1 (on A) 0 4 1 1 (on D) 0 4 1 1 (on G) 0 4 1

3 0 3 4 (on G) 3 0 3 4 (on D) 3 0 3 4 (on A)

Musical notation for the 8th position. The first staff shows chords: 1 (on A) 0, 4 1, 1 (on D) 0, 4 1, 1 (on G) 0, 4 1. The second staff shows chords: 3 0, 3 4 (on G), 3 0, 3 4 (on D), 3 0, 3 4 (on A). Notes are written as whole notes on a treble clef staff.

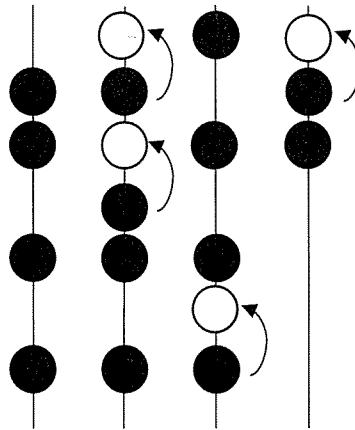
OPEN STRING START

MAJOR



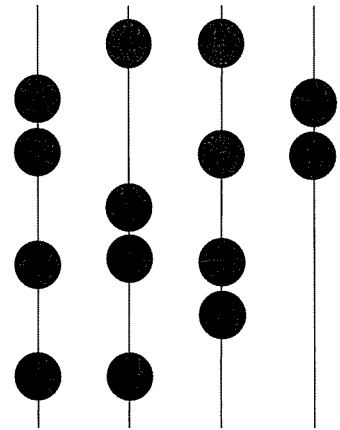
Major Arpeggio 0 2 0 3 1 3 2

MELODIC MINOR



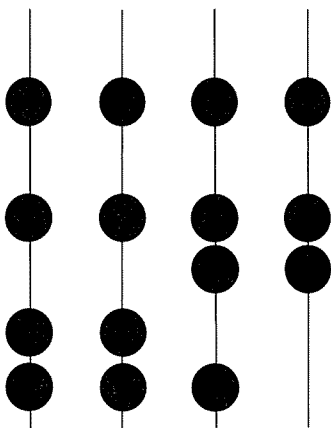
MELODIC MINOR SCALES - use the black dots only ascending. When descending, the finger is placed lower to where the white dot is shown.

HARMONIC MINOR

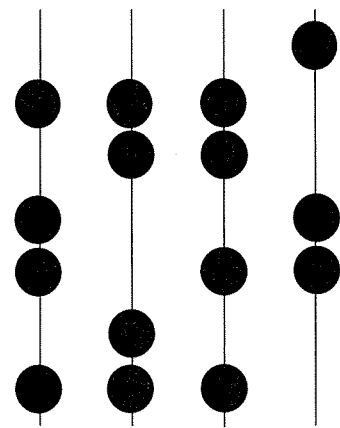
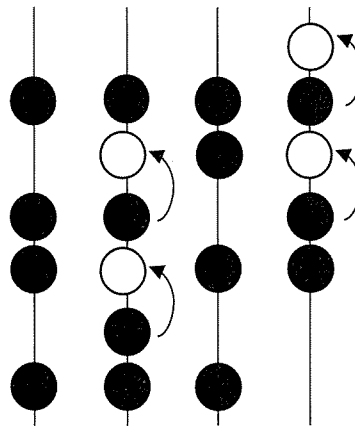


Minor Arpeggio 0 2 0 3 1 3 2
 ↓ ↓

1st FINGER START

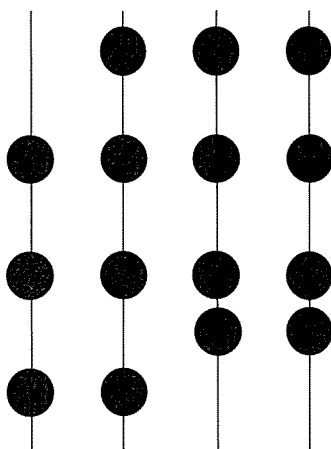


Major Arpeggio 1 3 1 4 2 4 3

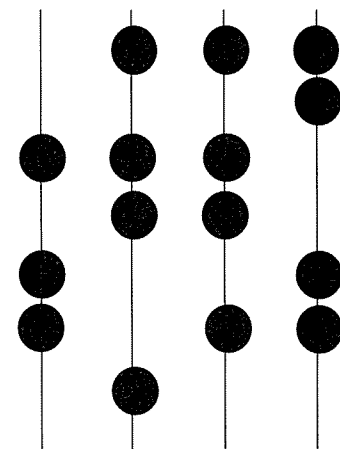
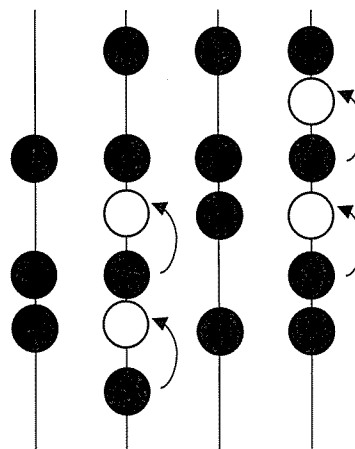


Minor Arpeggio 1 3 1 4 2 4 3
 ↓ ↓

2nd FINGER START



Major Arpeggio 2 4 2 1 3 1 4



Minor Arpeggio 2 4 2 1 3 1 4
 ↓ ↓

TWO OCTAVE SCALES & ARPEGGIOS

C

C major scale

Musical notation for the C major scale in 4/4 time. The scale is written on a single staff, starting with a treble clef and a key signature of one flat (Bb). The notation shows the ascending and descending scales with fingerings: 2 (or 1) for the first finger on C4, and 2, 3, 4, 5 for the remaining fingers. The piece ends with a fermata over the final C5 note.

C melodic minor scale

Musical notation for the C melodic minor scale in 4/4 time. The scale is written on a single staff, starting with a treble clef and a key signature of two flats (Bb, Eb). The notation shows the ascending and descending scales with fingerings: 2, 3, 4, 5 for the ascending scale, and 4, 3, 2, 1 for the descending scale. The piece ends with a fermata over the final C5 note.

C harmonic minor scale

Musical notation for the C harmonic minor scale in 4/4 time. The scale is written on a single staff, starting with a treble clef and a key signature of two flats (Bb, Eb). The notation shows the ascending and descending scales with fingerings: 2, 3, 4, 5 for the ascending scale, and 4, 3, 2, 1 for the descending scale. The piece ends with a fermata over the final C5 note.

C minor arpeggio

C major arpeggio

Musical notation for C minor and C major arpeggios in 6/8 time. The piece is written on a single staff, starting with a treble clef and a key signature of two flats (Bb, Eb). The C minor arpeggio is shown in the first half, and the C major arpeggio is shown in the second half. The piece ends with a fermata over the final C5 note.

G

G major scale

Musical notation for the G major scale in 4/4 time. The scale is written on a single staff, starting with a treble clef and a key signature of one sharp (F#). The notation shows the ascending and descending scales with fingerings: 2, 3, 4, 5 for the ascending scale, and 4, 3, 2, 1 for the descending scale. The piece ends with a fermata over the final G5 note.

G melodic minor scale

Musical notation for the G melodic minor scale in 4/4 time. The scale is written on a single staff, starting with a treble clef and a key signature of two flats (Bb, Eb). The notation shows the ascending and descending scales with fingerings: 2, 3, 4, 5 for the ascending scale, and 4, 3, 2, 1 for the descending scale. The piece ends with a fermata over the final G5 note.

G harmonic minor scale

Musical notation for the G harmonic minor scale in 4/4 time. The scale is written on a single staff, starting with a treble clef and a key signature of two flats (Bb, Eb). The notation shows the ascending and descending scales with fingerings: 2, 3, 4, 5 for the ascending scale, and 4, 3, 2, 1 for the descending scale. The piece ends with a fermata over the final G5 note.

G minor arpeggio

G major arpeggio

Musical notation for G minor and G major arpeggios in 6/8 time. The piece is written on a single staff, starting with a treble clef and a key signature of two flats (Bb, Eb). The G minor arpeggio is shown in the first half, and the G major arpeggio is shown in the second half. The piece ends with a fermata over the final G5 note.

One Position Scales

G major

POSITION

Stephen Chi

The image displays seven musical staves, each representing a different position for playing the G major scale. Each staff begins with a treble clef and a key signature of one sharp (F#). The scales are written in a four-measure format, with the first measure containing a whole note and the subsequent three measures containing eighth notes. Position 1 uses open strings (0) for the first four notes. Positions 2 through 7 use the first finger (1) for the first note. Positions 2, 3, and 4 also use the fourth finger (4) for the fourth note. The notation includes fingerings (1, 4) and fret numbers (0) above the notes.

E harmonic minor

POSITION

Stephen Chin

1

0 1 1 0 0 1 1

1

1 4 4 4 4

2

3

4

5

6

7

G

The image displays a musical score for the G major and G minor three-octave scale systems. It consists of 12 staves of music, organized into two groups of six staves each. The first group (staves 1-6) is in G major (one sharp, F#), and the second group (staves 7-12) is in G minor (two flats, Bb and Eb). Each staff contains a scale line with various fingerings indicated by numbers 1-4 and (b) for flats. The scales are written in a treble clef with a 2/4 time signature. The first six staves show the ascending and descending scales for both major and minor keys, with fingerings such as 1, 2, 3, 4 and (b) for flats. The last six staves show the ascending and descending scales for both major and minor keys, with fingerings such as 0, 1, 2, 1, 0 and (b) for flats.

G

The musical score consists of ten staves of music in treble clef, G major. The first staff shows an ascending scale with a 4-finger fingering (4, 0, 1, 2, 3, 4) and a descending scale with a 2-finger fingering (2, 1, 0). The second staff continues the ascending scale with a 0-finger fingering (0, 1, 2, 3, 4) and a descending scale with a 2-finger fingering (2, 1, 0). The third staff shows a series of ascending and descending eighth-note patterns with various fingering markings (2, 2, 3, x4, 2, 2). The fourth staff continues these patterns with a 2-finger fingering (2). The fifth staff shows a series of ascending and descending eighth-note patterns with various fingering markings (2, 2, 3, x4, 2, 2). The sixth staff continues these patterns with a 2-finger fingering (2). The seventh staff shows a series of ascending and descending eighth-note patterns with various fingering markings (2, 2, 3, x4, 2, 2). The eighth staff continues these patterns with a 2-finger fingering (2). The ninth staff shows a series of ascending and descending eighth-note patterns with various fingering markings (0, 1, 2, 1, 2, 3, 4, 0, 1, 2, 1, 2). The tenth staff continues these patterns with various fingering markings (1, 1, 1, 1, 1, 1, 3, 3, 3, 3).

DOUBLE STOPPED SCALES - PART 1

G

harmonic minor in 3rds

harmonic minor in 4ths

harmonic minor in 5ths

harmonic minor in 6ths

harmonic minor in 8ves

fingered octaves:

melodic minor in 10ths

Explanation of the Signs.

- V Up-bow. Pt., Point.
- ∇ Down-bow. HB., half-bow.
- I^a E-string. WB., whole bow.
- II^a A-string.
- III^a D-string.
- IV^a G-string.
- hold the finger down

Forty-two Studies.

R. KREUTZER.

Adagio sostenuto. *release L Hand*

1.

The musical score for Study 1 is written on 12 staves. It begins with a treble clef, a key signature of one sharp (F#), and a 4/4 time signature. The tempo is marked 'Adagio sostenuto'. The score includes various musical notations such as slurs, accents, and dynamic markings. Handwritten annotations are present throughout the score, including circled notes and string labels (I^a, II^a, III^a, IV^a) with arrows pointing to specific notes. A handwritten note at the top right of the first staff says 'release L Hand'. The score concludes with a final cadence.

Allegro moderato.

1. Small string angle 2. Fingers close to fingerboard

BOWINGS

1. Detache
2. Colle
3. Spiccato { Bite (slower) / Brush (faster)
4. Ricochet
 - (i)
 - (ii)

5. (i) Flying staccato
- (ii) Firm staccato (faster)
6. Sautille - double → single
7. Legato 4 8 and 16
8. Hook

9. Mixed bowings
 - (i)
 - (ii)
 - (iii)
 - (iv)
 - (v)
 - (vi)
 - (vii)